BIRMINGHAM
HIPPODROME

Main House Technical Details And Contacts

(Last Updated 1st June 2017)

Subject to Revision

Contents

		Page
Technical Contact Details		3
Stage Information & Hanging Sheet		4
Lighting Information		6
Sound Information		8
Dressing Room Lists		9
Other Information	Location	14
	Green Room	15
	House Opening	15
	FOH	15
	Passes / Keys / Security	16
	H&S – Evac / Briefing	17
	Notes	17
Venue Plans	Site Layout	18
	Stage Plan	19
	FOH Motor Positions	20
	FOH Lighting Plan	21
	Audio Tie-line Schedule	22

Subject to Revision

Contact Details:

Postal address	Birmingham Hippodrome Hurst Street Birmingham West Midlands B5 4TB
Stage Door	0121 689 3020
Ticket sales	0844 338 5000
Ticket sales fax	0844 338 5030
Group Sales	0844 338 7000
Administration	0844 338 5010
Barry Hope	Technical Manager Tel: 0121 689 3152 Email: barryhope@birminghamhippodrome.com
Paul Keogh	Deputy Technical Manager Tel: 0121 689 3153 Email: paulkeogh@birminghamhippodrome.com
Paul Hinde	Senior Technician Tel: 0121 689 3154 Email: paulhinde@birminghamhippodrome.com
Martin Pickard	Senior Technician Tel: 0121 689 3151 Email: martinpickard@birminghamhippodrome.com
Olivia Barnes	Technical Production Assistant Tel: 0121 689 3096 Email: oliviabarnes@birminghamhippodrome.com

Subject to Revision

Stage Dimensions and other measurements

Height of Grid	22.25 metres	73ft
Proscenium arch opening	12.79 metres	42ft
Proscenium arch height	7.92 metres	26ft
Back line of safety curtain to circle front (centre)	13.50 metres	44ft 4in
Back line of safety curtain (centre) to top box E & K	11.00 metres	36ft 1in
Stage floor to top box E & K (vertical)	6.7 metres	22ft
Length of C/W barrels	18.28 metres	60ft 0in
O/D c/w barrels	0.06 metres	0ft 2½in
Centres c/w barrels	0.20 metres	0ft 8in
Depth of Stage from Setting Line	17.50 metres	57ft 5½in
Wing widths OP	5.16 metres	16ft 11in
Wing widths PS	4.56 metres	14ft 11in
Stage to underside of fly floor	8.23 metres	27ft
Stage to underside of lighting galleries	9.75 metres	32ft

Prompt corner	Stage left	
No. of c/w barrels - 81	1 – 51 single purchase *Void approx. 1.45 metres* 51 - 81 single purchase	
Max. loading of c/w barrels	Single purchase	500kg, 1050lb
Stage surface	Black lino - no trapdoors	
Stage get-in	1 Trailer lift (size 15m x 4.5m) - accommodates 45ft wagon trailer; SWL 40,000 kg 4 loading bays, (two under cover) with access to scenery lift(size 7m x 2.4m); SWL 6000 kg	
Hoists & Rigging Equipment	5 x Verlinde Stagemaker chain hoists front of house; SWL 500 kg each Length of Advance Truss: 7.5m,(300m square box section) Additional Rigging equipment is available, please contact Technical Department for further details	
Stock Masking Flats	10 x 27ft x 7ft 9 inch 10 x 27ft x 4ft 6 inch 2 x 27ft x 5ft 2 x 30ft x 7ft 9 inch	
Stock Soft Blacks	6 x 12ft x 60 ft black serge borders 10 x 36ft x 12ft black serge legs 2 x 60ft x 36 ft full black serge tabs 1 pair 30ft x 27ft black velour half tabs	
Forklift	Available at cost, please contact the Technical Department for details.	

Subject to Revision

Hanging Sheet

Production: _____

		45	
		44	
		43	
81		42	
80		41	
79		40	
78		**39**	
77		38	
76		37	
75		**36**	
74		35	
73		34	
72		33	
71		32	
70		31	
69		30	
68		29	
67		28	
66		**27**	
65		26	
64		**25**	
63		**24**	
62		23	
61		22	
60		21	
59		20	
58		19	
57		18	
56		17	
55		16	
54		15	
53		14	
52		13	
51		12	
VOID		11	
		10	
		9	
		8	
		7	
		6	
50		5	
49		4	
48		3	Lx Bar 1 normal position
47		2	House Header
46		1	House Tabs

Please Note:
Flying bars 71 to 81 are 60mm oversize gas barrel.

Subject to Revision

Lighting Equipment and Systems

Unfortunately we unable to run any additional cables into lighting control/followspot box due to the structure of the building. Please contact the technical department for more information.

Lighting Desks	ETC GIO, 2000channel – main ETC Ion c/w 2 x 10 Fader Wing – backup	
Dimmers	ETC Sensor3 Dimmers	
Stage Power	#1 (DSL) 200A TPNE Supply	1 set 200A Powerlocks 1 x 63A TPNE Socket 2 x 32A TPNE Socket
	#2 (DSR) 400A TPNE Supply	1 set 400A Powerlock
	#3 (DSR) 200A TPNE Supply	1 x 125A TPNE Socket 1 x 63A TPNE Socket 1 x 32A TPNE Socket
	#4 (Cloth Gantry SR) 300A TPNE Supply	1 set 200A Powerlocks 1 x 125A TPNE Socket 1 x 63A TPNE Socket 1 x 32A TPNE Socket

Equipment with Usual Positions

Front Of House	Roof Bridge	24 x 750W ETC Source 4 14° 2 x 750W ETC Source 4 14° (Signers Specials)
	Above Box E	6 x 750W ETC Source 4 15° - 30° 1 x 750W ETC Source 4 19° (Conductors Special)
	Above Box K	6 x 750W ETC Source 4 15° - 30° 1 x 750W ETC Source 4 19° (Conductors Special)
	Prosc. Boom PS	6 x 750W ETC Source 4 25° - 50°
	Prosc. Boom OP	6 x 750W ETC Source 4 25° - 50°
	Circle Boom PS	2 x 750W ETC Source 4 36° (Tab Warmers)
	Circle Boom OS	2 x 750W ETC Source 4 36° (Tab Warmers)

Note:

Care must be taken to ensure any extra rigging front of house does not impair the sight lines from the boxes, unless the theatre is informed and they are taken off sale

Follow Spots	3 x 2Kw Xenon Limelight (hot re strike)
Projection	If a projector is required in addition to the follow spots please contact the Technical Department to discuss rearrangement of the lighting units concerned.

Subject to Revision

Other Lighting Equipment Available For Use in the Main House

Please contact the Technical department to discuss the availability of the following equipment and the costs of hiring it as it is shared between the two venues on a first request basis and will be charged for.

Unit	Details	Colour Frame Size
Beam lights		
	80 x Par 64 Parcans (Mostly CP62)	250mm ◻ (8/Lee Sheet, 4/Rosco Sheet)
	4 x Par 64 Floorcans	250mm ◻ (8/Lee Sheet, 4/Rosco Sheet)
Fresnel and PC's		
	16 x 1.2Kw Strand Cantata PC	190mm ◻ (12/Lee Sheet, 6/Rosco Sheet)
	16 x 1.2Kw Strand Cantata Fresnel	190mm ◻ (12/Lee Sheet, 6/Rosco Sheet)
	8 x ADB 2Kw Fresnels	250mm ◻ (8/Lee Sheet, 4/Rosco Sheet)
Profiles		
	24 x ETC Source 4's 25/50	190mm ◻ (12/Lee Sheet, 6/Rosco Sheet)
	12 x ETC Source 4's 15/30	190mm ◻ (12/Lee Sheet, 6/Rosco Sheet)
Flood units		
	6 x CCT Starlette 4 Cell (1kw)	375 x 265mm (6/Lee Sheet, 2/Rosco Sheet)
	20 x 1Kw ADB AC1001	265mm ◻ (10/Lee Sheet, 4/Rosco Sheet)
	14 x Coda 500/4 - flood/groundrow units	250 x 215mm (10/Lee Sheet, 4/Rosco Sheet)
	12 x Coda 500/1	250 x 215mm (10/Lee Sheet, 4/Rosco Sheet)

Hardware

6 x 12 way 6 metre IWB's
20 x 6 way 3 metre IWB's
4 x 6 way 3 rung ladders

In addition to the above various stands, cables and multicore (Socapex) are available. Please contact the Technical Department for details

Subject to Revision

Sound Equipment and Systems

Birmingham Hippodrome DOES NOT own a FOH PA system.
Please contact the Technical Department if you require us to hire one.

As a receiving venue, the Birmingham Hippodrome does not hold a great deal of sound stock in house. We do however have a high quality delay system comprising of the following equipment:

Installed Delay Speakers		Preset Delay Time (from Proscenium Arch)
Stalls front	7 x d&b E6	47ms
Stalls rear	8 x d&b E6	60ms
Circle	9 x d&b E6	80ms

These are driven by d&b D6 Amplifiers controlled over CanBUS by a PC running d&b R1 Software with a number of Control Presets for various combinations of audio input. Further information available on request.

Audio feed to the in-house delays can be made at most patch panels.

Sound Power

1 x 63A PNE Socket each side in the Pit

Communication

Techpro double ring communications loop. Distribution to all technical areas with semi-duplex radio talkback available using Motorola radios.

Q-Lights

Q-Light system built into the Prompt Desk, consisting of 6 permanently wired Q-Lights with a further 10 ways patchable to various locations around the stage and auditorium.

Vision

Colour CCTV from centre Circle Front with distribution to all technical areas, dressing rooms and front of house latecomers' monitors.
Infra-red CCTV from centre Circle Front to Prompt Corner.
B/W conductor camera from Pit to Prompt Corner

Music Stands (R.A.T.)

25 x Music Stands (with single light)
1 x Conductor's Music Stand (with twin lights)
Please book music stands in advance to ensure availability

Tie Lines

Audio Send, Audio Return, Video, and Speaker tie lines to most locations around the stage and auditorium are available. These all terminate in patch panels in the amplifier room, which is below stage behind the pit.
The Effects tie lines terminate at a patch panel Downstage left.
The exact numbers and locations are shown in the attached table.
NB: Some of the tie lines on the downstage left panel are dedicated to the Prompt Desk

Subject to Revision

Dressing Room List

Main building dressing room accommodation

Dressing room accommodation is at stage level with all rooms having TV, telephone, air conditioning and en-suite shower. Room allocation is as follows:

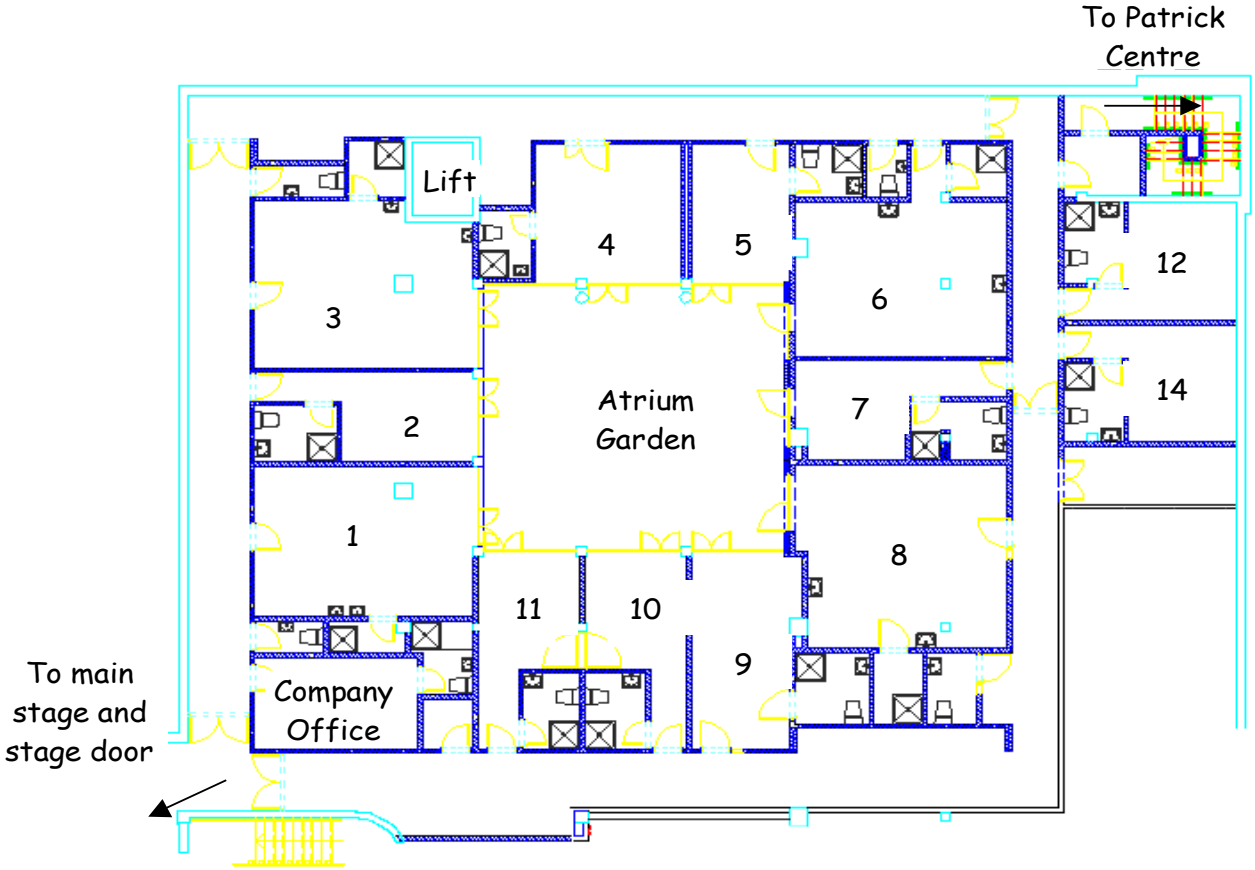

Main Dressing room block level 1 Main Stage Dressing rooms (stage level)

Room Number	Capacity	Washbasin	Toilet	T.V.	Telephone Extension
Company Office		1	✓	✓	
1	10	2		✓	3301
2	2	1	✓	✓	3302
3	10	2		✓	3303
4	2	1	✓	✓	3304
5	2	1	✓	✓	3305
8	10	2		✓	3308
9	2	1	✓	✓	3309
10	2	1	✓	✓	3310
11	2	1	✓	✓	3311

NB: Company Office has up to 2 telephone lines available on numbers 0121 689 3161, 3162, and an ADSL (Broadband) connection all of which are charged for at rates as per contract. Photocopying is also available, which will be charged at rates as per contract

Subje

Main Dressing room block level 1 Patrick Centre Dressing rooms

Room Number	Capacity	Washbasin	Toilet	T.V.	Telephone Extension
6	10	2		✓	3306
7	2	1	✓	✓	3307
12	5	1	✓	✓	3312
14	5	1	✓	✓	3314

Main Dressing room block level 2 Patrick Centre Dressing room

Situated at the rear of the Patrick Centre at stage level

Room Number	Capacity	Washbasin	Toilet	T.V.	Telephone Extension
15	1	1	✓	✓	3315

PATRICK CENTRE DRESSING ROOMS ARE NOT AVAILABLE FOR MAIN HOUSE PRODUCTIONS.

Subject to Revision

Stage Door Block accommodation

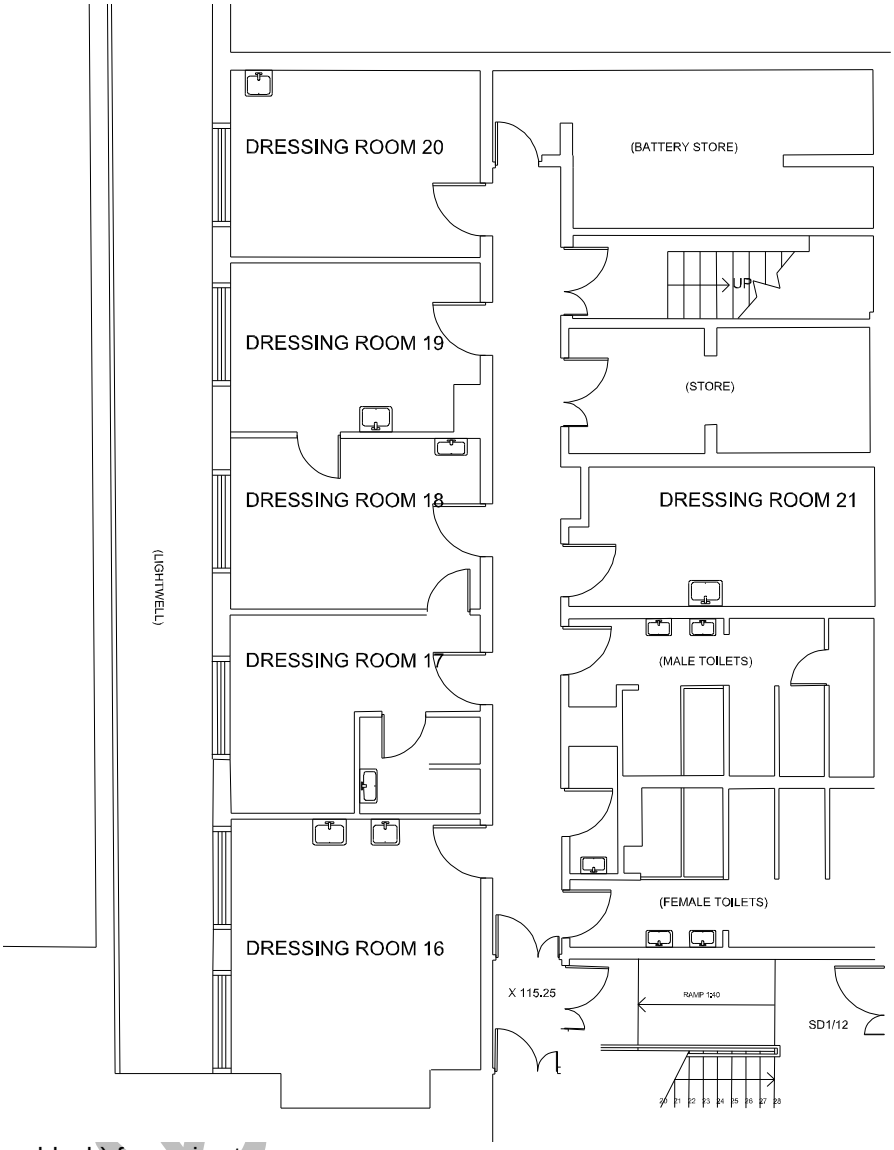

Level 1 (stage door block) for main stage

Orchestra Rooms	Capacity	Washbasin	Shower	Toilet	T.V.	Telephone Extension
16	12	1			✓	3316
17	4	1	✓	✓	✓	3317
18	5	1			✓	3318
19	3	1	✓		✓	3319
20	6	1			✓	3320
21	6	1			✓	3321

Notes:
Orchestra rooms 17, 18 & 19 have interlinking doors

Also on this floor:
Ladies and Gents toilets with 3 shower cubicles in each.
1 children's toilet.

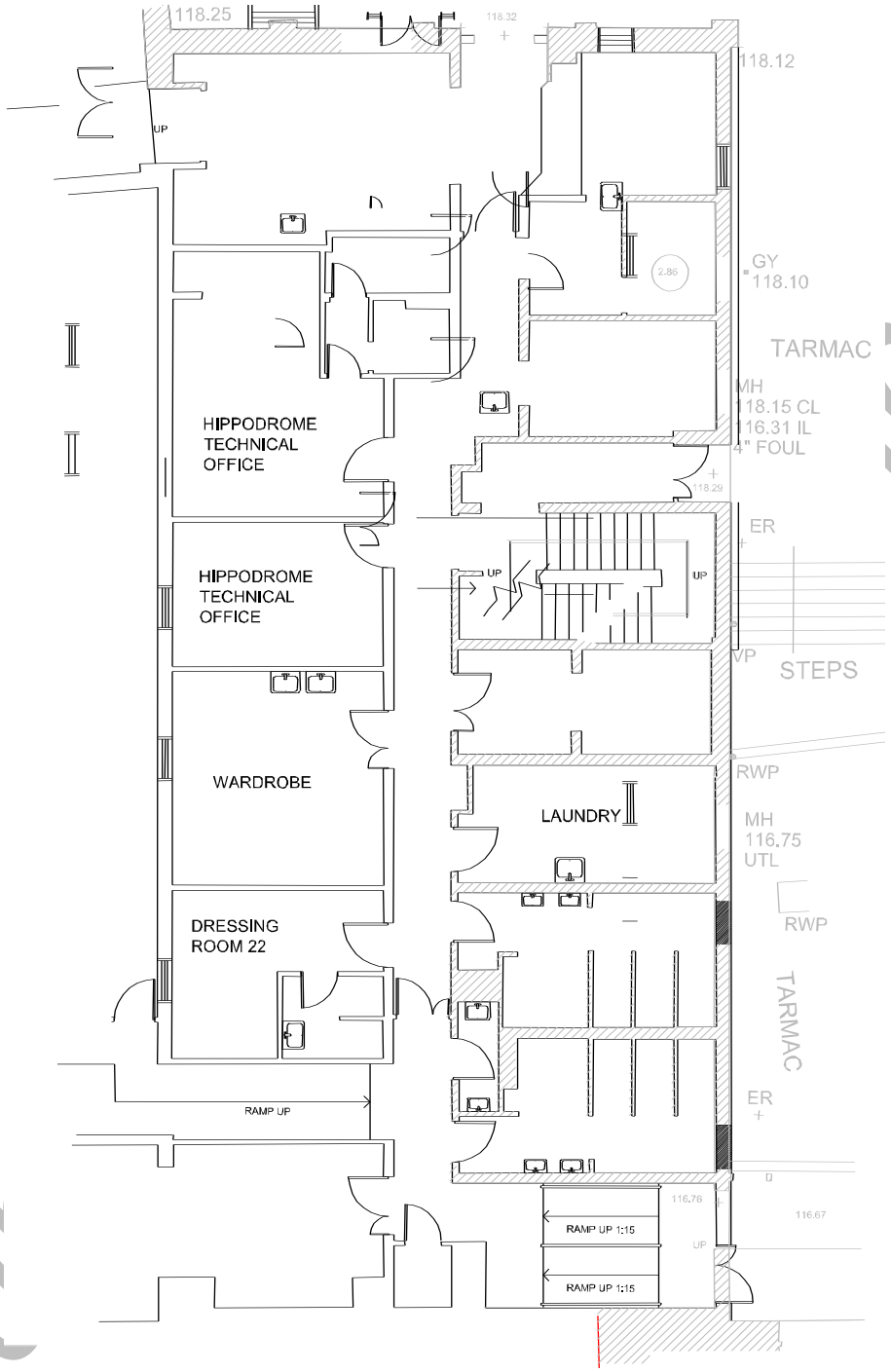

Level 2 (ground floor and Stage Door) for main stage

Dressing Room	Capacity	Washbasin	Shower	Toilet	T.V.	Telephone Extension
22	4	1	✓	✓	✓	3322
Wardrobe		2			✓	3165
Laundry	**No Equipment, Must be hired in - 3 phase power available**					
Theatre Technical Offices						
Also on this floor: Ladies and Gents toilets with 3 shower cubicles in each.						

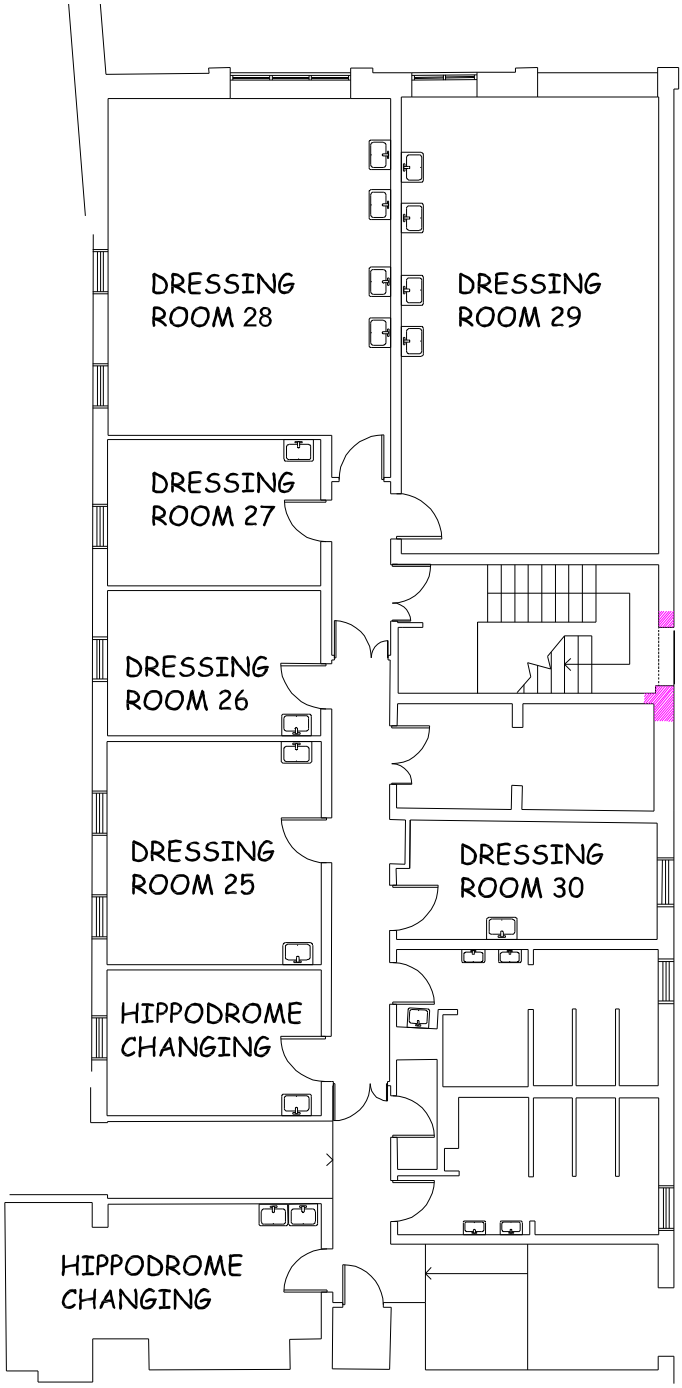

Level 3 (first floor) for main stage

Dressing Room	Capacity	Washbasin	Shower	Toilet	T.V.	Telephone Extension
25	10	1			✓	3325
26	5	1			✓	3326
27	5	1	✓		✓	3327
28	23	4			✓	3328
29	34	4			✓	3329
30	5	1			✓	3330
Also on this floor: Ladies and Gents toilets with 3 shower cubicles in each. 1 children's toilet.						

Location details

Directions to find us from the M6

- From the Junction 6 of the M6 follow the signs for Birmingham Central.
- Follow the A38 (M) for 2 miles (signs for the city centre)
- At the end of the motorway, take the flyover signed M5 South West.
- Coming off the flyover, pass under the tunnel following signs for Inner Ring Road South.
- Take the next tunnel (Queensway).
- Follow signs for Bromsgrove A38, which takes you to a third underpass.
- On surfacing get in the left hand lane and turn first left (Bromsgrove Street).
- Parking straight ahead

Directions to find us from the M5

- From junction 4 follow the signs for Birmingham along the A38 through Northfield and Selly Oak.
- Going over the traffic lights at Bristol Street (McDonalds on your left), move into the left lane (signed BR New Street).
- Passing the Dome II Disco on your left, move into the right hand lane.
- Turn full circle at this roundabout (Holloway Circus)
- Take third left (Bromsgrove Street)
- Parking straight ahead.

Directions to find us from New Street Station

- Follow the exits signs for South Side
- Cross over the road
- Continue down the Hill
- At the Crossroads for Smallbrook Queensway and Hurst Street, go straight over onto Hurst Street
- One hundred yards on the right side turn onto Thorp Street. Stage Door is located here.

Subject to Revision

The Green Room (Staff Restaurant)

The Green Room is situated on Level 4 of the main building.

Opening times are normally 11:00 until 30 minutes before curtain-up; please check with Stage Door as times do change.

Outside of these times vending machines are available with a selection of cold and hot drinks and snacks.

Note:

No Cooking is allowed backstage. The Theatre's Catering Department can provide catering requirements. Please contact:

Catering Manager	Tel: 0121 689 3182 Fax: 0121 689 3031

House Opening Times

The policy of this Theatre is to open the auditorium to the public 35 Minutes before the start of any performance.

If you should at any time require an alteration of this please inform the Duty Manager in sufficient time - otherwise the house will automatically be opened 35 minutes to curtain up.

FOH Information

1) Please contact a Front of House Duty Manager to discuss a convenient time to talk through your FOH requirements for the show on arrival. The Duty Managers office is located on Level 2 of the main foyer area (next to the bar) or via ext 3133. This meeting will take approximately 15 minutes and we would appreciate your time along with your stage manager / person responsible for all staff in the unlikely event of an evacuation. This meeting will be held before 17.00 of the opening night of the performance to ensure that the entire front of house team has the relevant information regarding the show.

Points to discuss at the meeting will also include:

- Show running times
- Front of house calls
- Evacuation procedure
- Front of House staff requirements e.g. any cast coming into the audience
- Latecomers procedure
- Smoke, Strobe, Pyrotechnics, and any other Special Effects

2) If there is Merchandise for the production our administration department should have all of these details **four weeks** prior to the show arriving. We can arrange staff to set up and sell any merchandise (terms and conditions are in the shows main contract).
If you have any questions regarding this please contact our administration department on 0121 689 3192 or Duty Managers direct on 0121 689 3133.

3) Should you require and ticket sales reports, this can be done directly with a Ticket Sales Supervisor on ext 3138.

Subject to Revision

Passes & Keys

All security passes, dressing room door, locker and drawer keys have to be handed in at Stage Door at the end of a visiting company's visit to the theatre. In the event where security passes and keys are not returned when a company leaves, there is an allowance of 7 days for the missing items to be returned. If after 7 days passes or keys have not been returned a cost is incurred to the visiting company via the closing of the contract.
Prices for non returned items are as follows.
Security passes £20.00
Dressing room door key £25.00
Locker and drawer keys £10

Subject to Revision

As part of our Health & Safety Policy, one of the Senior Technicians will conduct a short briefing with all staff working on the stage before a Get In commences. These may also take place when there is a change of shift and, in consultation with the visiting company, before the start of a Get Out.

The aim of this briefing is to introduce the key members of our technical staff, inform your staff about our Evacuation Procedure, and draw their attention to any other possible hazards and policies that might be relevant to the Get In, show operation, or Get Out

This briefing is also an opportunity to introduce your touring staff to our house team and allow you to brief them on your plans for the fit up etc.

Notes

Birmingham Hippodrome is a receiving house.

We do not have workshops available for painting, repairing or building scenery.

There are no props or wardrobe departments; subsequently we have difficulty in providing incoming companies with costumes, ironmongery, timber, paints, tools, props etc.

We do not provide runners.

Private cars including, people carriers, estates and four-wheel drives are NOT allowed to park on the loading bay. They will be clamped.

All electrical equipment brought into the venue by the visiting company must comply with the *17th Edition IEE Wiring Regulations*, and must come with a valid and current electrical safety test certificate even if it is hired from a third party.

All rigging equipment must comply with the *Lifting Operations and Lifting Equipment Regulations* and must come supplied with a valid and current test certificate even if it is hired from a third party.

Birmingham Hippodrome and its employees have the right to refuse to use any equipment that they think is unsafe or unsuitable for the task intended.

We are not able to pre-rig unless agreed in advance and by contract with Birmingham Hippodrome and the visiting company.

The Technical Department must receive all technical requirements in the form of a rider at least five weeks prior to the event. This must include, as a minimum, get-in schedule, staff requirements, equipment requirements, lighting and ground plans, risk assessment and special effect license requirements.

Please note all information contained in this document is subject to alteration.
E & O E

Subject to Revision

Whole Site Layout

Venue Plan

Not to scale. For scaled drawings, please contact technical department.

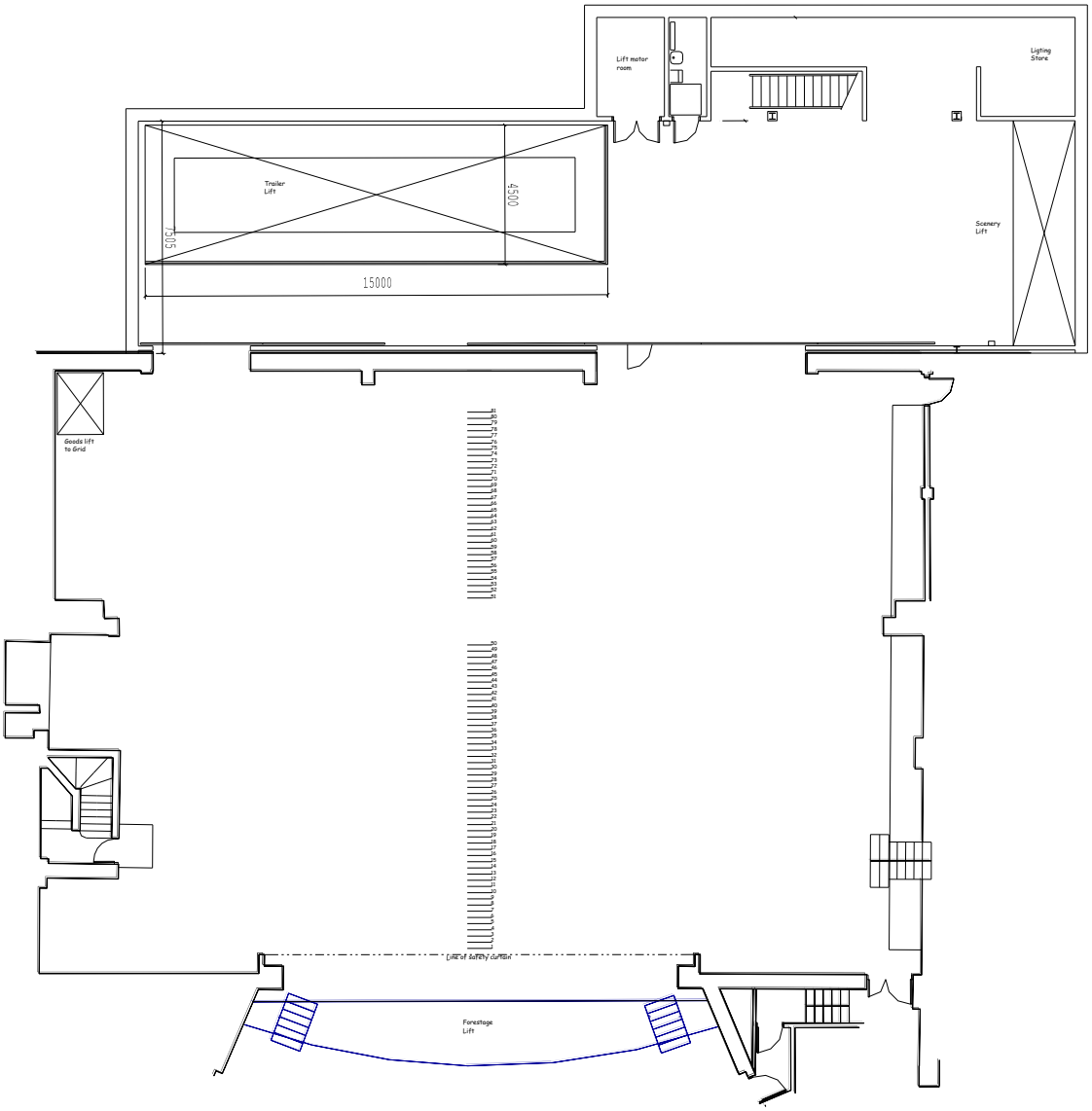

FOH Hoists positions

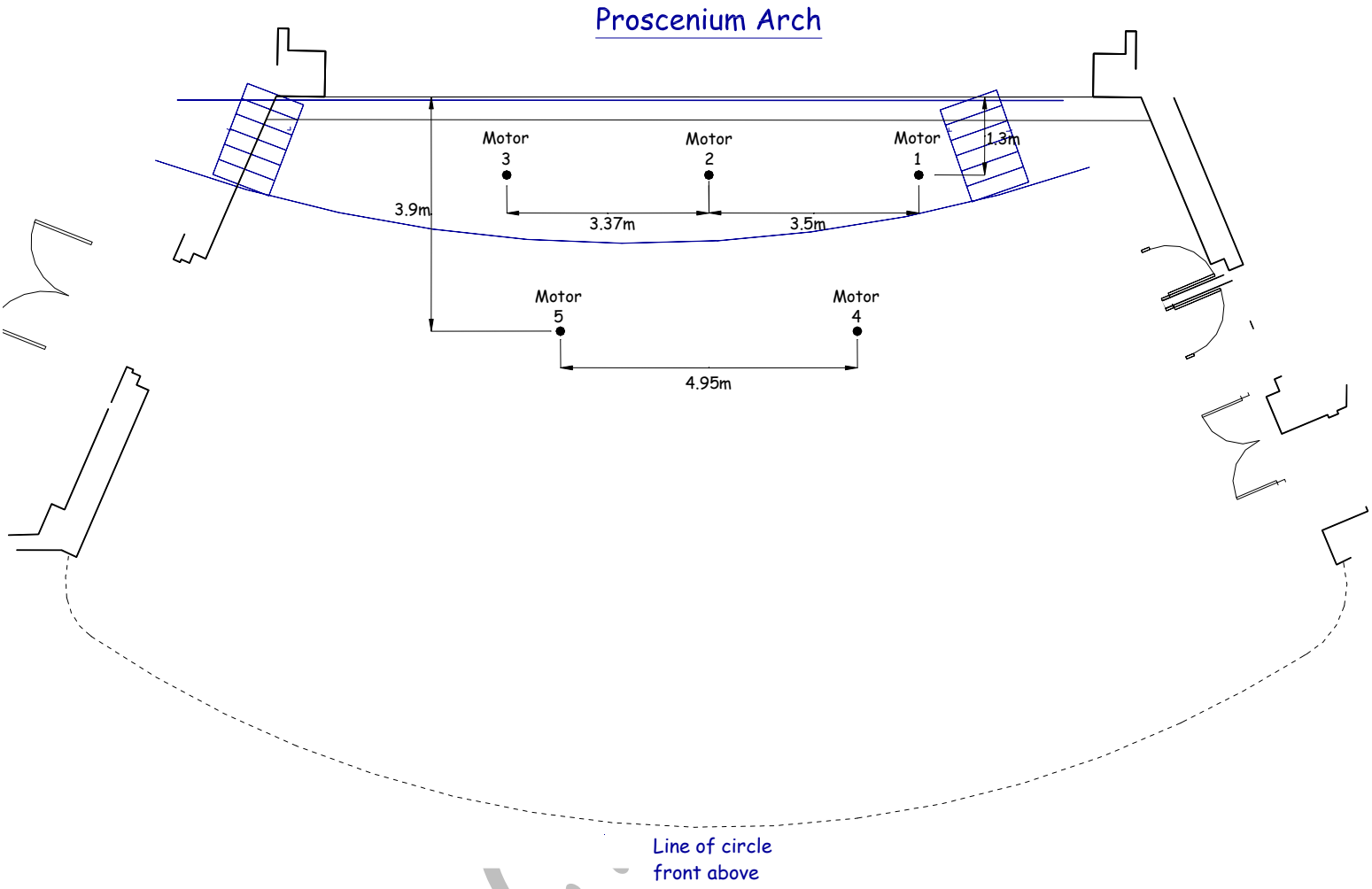

Subjec

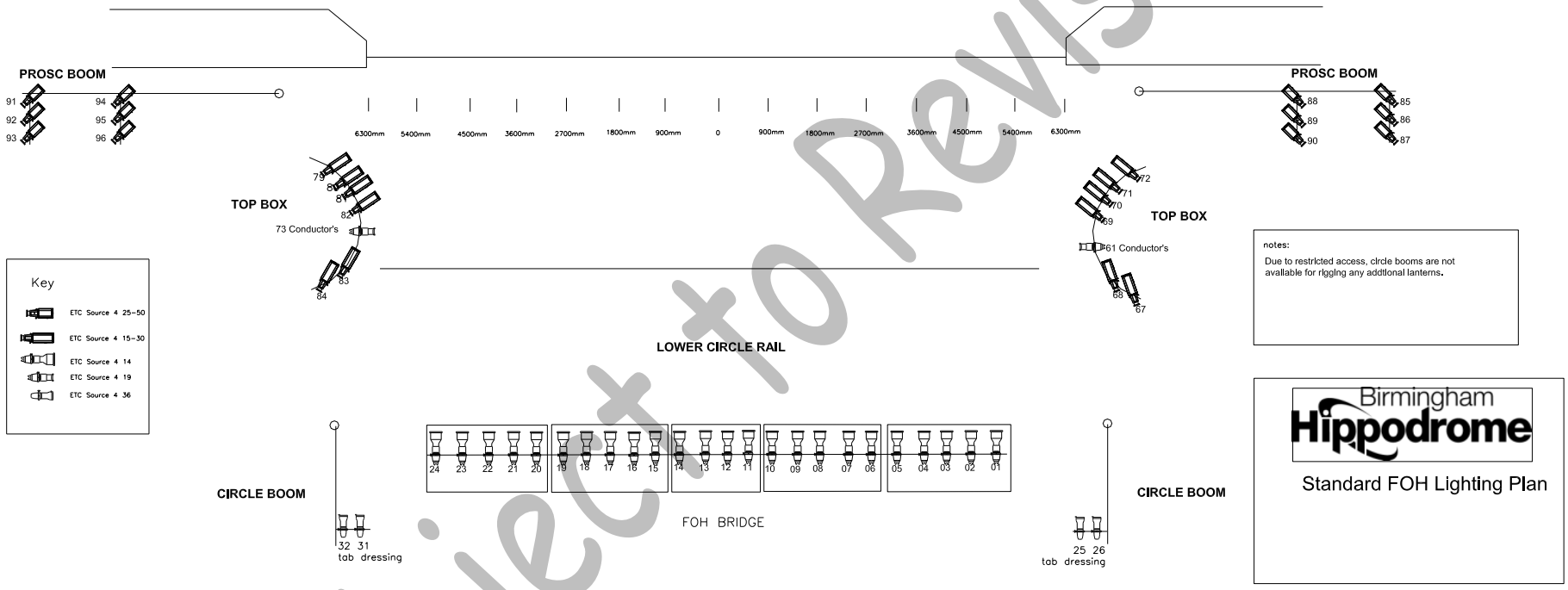

Subject to Revision

Panel	Item:	Mic	Rev	Comms	Cue Lx	Spkr	Video	Effect	Power 13T	Power 15	Calls	
1	Down Stage Left	12	6	2	2	4	2	2	2	1		
2	Mid Stage Left	6	4	2	2	4	2	2	2	1		
3	Up Stage Left	6	4	2	2	4	2	2	2	1		
4	Up Stage Right	6	4	2	2	4	2	2	2	1		
5	Mid Stage Right	6	4	2	2	4	2	2	2	1		
6	Down Stage Right	12	6	2	2	4	2	2	2	1		
7	Floats	6				4		6				
8	Down Stage Left Flys				2							
9	Stage Left Lighting Gantry	2		2	1	2	2					
10	Stage Right Lighting Gantry	2		2	1	2	2					
11	Stage Left Pit	12	6	2	1	4	1		2	1		
12	Centre Pit	2		2	1	1	1					
13	Stage Right Pit	12	6	2	1	4	1		2	1		
14	Stalls Centre (Production Desk)	2		2			2		1		1	
15	Rear Stalls	3	3	2	1		2		1			
16	Circle Front	2					2		1			
	Circle Front (production desk)			2			2					
17	Lighting Box	3	3	2	1		3					
18	Limes			2	1							
19	Limes			2	1							
20	Rear Circle Outside Lighting Box					2						
21	Roof Bridge	2		2								2 show
22	Harting Connectors Rear Stalls	96								1		
23	Stage Management Desk (DSL)						2		1		1	
	Mid circle L					1						
	Mid circle R					1						
	Stalls delays front					7						
	Stalls delays rear					8						
	Circle delays mid					5						
	Circle delays rear					6						
	Top Box PS			2			2					
	Top Box OP			2			2					

All of the tie lines, except those labelled Effect, terminate in the Amp Room which is sub-stage,

Subject to Revision